



ARDEX AF 2365

Universal Flooring Adhesive

Suitable for installing all main floorcovering types:

- Luxury Vinyl Tiles and Planks
- Textile
- Rubber up to 2.5mm thick
- Linoleum
- Vinyl Sheet
- Cushioned Vinyl

Once applied, floorcoverings can be installed up to 40 minutes later

High temperature resistance, suitable for use over underfloor heating systems

Solvent Free

Very low emissions

Covers up to 67m²



ARDEX GmbH
Postfach 6120 58430 Witten
DEUTSCHLAND
Tel.: +49 (0) 23 02/664-0
Fax: +49 (0) 23 02/664-240
kundendienst@ardex.de
www.ardex.de

ARDEX AF 2365

Universal Flooring Adhesive

DESCRIPTION

ARDEX AF 2365 is a water-based, low odour, solvent free, acrylic, emulsion-based floor covering adhesive. ARDEX AF 2365 offers excellent application properties and is protected from biodegradation and has good resistance to plasticiser migration.

ARDEX AF 2365 meets the requirement guidelines for the EMICODE licence 'EC1 PLUS', achieving the lowest possible emission limits.

USE

ARDEX AF 2365 is a true universal adhesive, ideal for installing all types of vinyl floor coverings, textiles, linoleum and rubber up to 2.5mm thick. ARDEX AF 2365 can be used with all ARDEX ENDURA Cementitious Levelling and Smoothing Compounds in both commercial and domestic locations.

ARDEX AF 2365 is suitable for use with chairs fitted with castor wheels.

PRIMING

Priming is not required, however, on highly absorbent surfaces it can be advantageous to prime with P 51 Priming and Bonding Agent diluted 1:3 with cold, clean water. This will maintain the working time and ensure maximum coverage of the adhesive.

SUBSTRATE PREPARATION

The subfloor must be hard, clean, free from barrier materials, sound and smooth in accordance with the relevant clauses of BS 8203, BS 5325 and BS 8204.

Any dust should be removed using suitable vacuum equipment, prior to applying ARDEX AF 2365, as it can affect both the coverage and performance of the adhesive.

To ensure a level surface on which to adhere to, any levelling, smoothing or repairs should be performed using the appropriate ARDEX ENDURA product, and be allowed to dry prior to applying the adhesive.

Uneven subfloors should be levelled with the appropriate ARDEX ENDURA Cementitious Levelling and Smoothing Compound e.g. CL 11 or K 301

MIXING

ARDEX AF 2365 is ready for use, but for optimum performance the adhesive should be thoroughly mixed to ensure the even dispersion of polymers before application.

APPLICATION

The installation area and subfloor should be kept at the appropriate temperature as specified by the floor covering manufacturer and the relevant clauses of BS 8203 and BS 5325. These temperatures need to be maintained 48 hours prior to installation, during installation, and 48 hours after installation.

ARDEX AF 2365 should be applied evenly to the suitably prepared substrate using the appropriate serrated trowel, held approximately at a 60 degree angle to the subfloor to maximise coverage and avoid forming pools of adhesive.

Floor coverings should be applied directly into the wet adhesive on absorbent backgrounds after the airing time, between 10-20 minutes depending on ambient conditions, and floor covering type (see table overleaf).

Allowing the adhesive to air will improve early stage grab.

Only apply sufficient adhesive that can be covered within the working time. Periodically check that the adhesive has transferred to the rear of the floor covering.

Rubber floor coverings require adhesive transfer on to the rear when they are placed in to the semi-wet adhesive.

Remove any air pockets with a cork board or rubbing tool whilst the adhesive is still wet and roll the flooring with a 68 kg roller and/or a smoothing tool. Roll from side to side first and then end to end.

Rolling will ensure good overall contact and minimise the potential for adhesive serration grin through.

Some floor coverings may benefit from further rolling/smoothing. Heat welding should only commence once the adhesive has dried sufficiently. Do not allow the floor to be wet cleaned immediately after the floor covering has been installed.

Allow significant time for the adhesive bond to develop before wet cleaning commences, typically 48 hours at 20°C.

When applying adhesive onto the substrate, ensure that any adhesive which is surplus to requirements, and has been moved across the subfloor, is not placed back into the container. It should be placed into an alternative container for safe, easy disposal. This will avoid possible contamination issues.

ARDEX AF 2365

Universal Flooring Adhesive

UNDERFLOOR HEATING

Underfloor heating systems should be commissioned in accordance with the heating manufacturer's instructions; if comment cannot be found then the guidance given in BS 8203 BS 5325 and BS 8204 should be followed. Thermal cycling of the subfloor will require raising the temperature of the substrate slowly, usually 10°C a day, to full operating temperature, held for a defined period, and slowly brought back down, usually 10°C a day, so that any shrinkage that is likely to take place occurs before the floor covering is installed.

If moisture tests are required to verify the relative humidity of the substrate, the underfloor heating system should be switched off for 48 hours prior to testing.

If moisture testing is not required, or after the tests are completed, the heating system should be stabilised to room temperature, but not below 15°C, before installing the floor covering.

The floor covering should be allowed to acclimatise to the substrate temperature before installation with ARDEX AF 2365.

After installation allow at least 48 hours of constant temperature for the adhesive to properly cure, before slowly increasing the temperature up to the normal operating temperature of the area. Do not subject the floor to static or dynamic loads, loaded trolleys, etc., or move fixtures, furniture, etc., onto the flooring until the adhesive has fully set, typically 48 hours at 20°C.

HIGH TEMPERATURE

ARDEX AF 2365 is suitable for use over underfloor heating systems and is classified as high temperature resistant. The surface floor temperature must not exceed 30°C. Consult the floor covering manufacturer for detailed guidance. For areas subjected to prolonged or extreme solar gain, such as southerly facing aspects, consider the use of ARDEX AF 2575 or ARDEX AF 2525 Heavy Duty Adhesives.

CLEANING

Remove spills or seepage through joints with a cloth moistened with water before the adhesive dries.





Aggressive cleaning agents should only be used with the permission of the floor covering manufacturer.

PACKAGING

ARDEX AF 2365 is packed in plastic tub 14kg net weight.

COVERAGE

The actual coverage achieved in practice is affected by application technique, floor covering as well as the texture and absorbency of the subfloor.

Flooring Type	Trowel Size	Coverage
CV Flooring	A1 	Up to 67m ²
Luxury Vinyl Tiles Homogenous and Heterogeneous PVC Sheet Floorcoverings CV Floorcoverings Rubber Floorcoverings	A2 	Up to 84m ²
Textile Floorcoverings	B1 	Up to 39m ²
Textile and Woven Floorcoverings with heavy structured backing Fibre Bonded	B2 	Up to 30m ²

STORAGE

ARDEX AF 2365 has a shelf life of not less than 12 months if stored in good conditions, between 5°C and 30°C, in the original unopened container.

WORDING AND TERMINOLOGY

Airing Time

The time the adhesive must be left open before applying the floorcovering.

See table below.

Working Time

The time in which the adhesive can receive floorcovering, after initial airing time*.

See table below.

Open Time

The combination of airing and working time. See table below.

*depending on the absorbency of the subfloor and ambient conditions, (20°C & 65% RH).

Floorcovering Type	Airing Time	Working Time	Open Time
Vinyl Sheet/ CV	10-20 minutes	up to 40 minutes	up to 50 minute
LVT	10-20 minutes	up to 30 minutes	up to 40 minutes
Rubber up to 2.5 mm thickness	5-10 minutes	up to 15 minutes	up to 20 minutes
Linoleum	5-10 minutes	up to 10 minutes	up to 15 minutes
Textile	0-10 minutes	up to 25 minutes	up to 25 minutes

ARDEX AF 2365

Universal Flooring Adhesive

PRECAUTIONS

ARDEX AF 2365 is non-hazardous in normal usage, however, good hygiene practices should be followed.

Avoid contact with skin; wash off with soap and water before drying takes place. In case of contact with eyes, rinse carefully and thoroughly with water and seek medical advice.

In case of ingestion seek medical assistance. Consult the relevant Health & Safety Data Sheets for further information.

Product contains isothiazolones.
May produce an allergic reaction.

The guidance from the flooring manufacturer should always be followed if different from the information contained in this Technical Data Sheet.

NOTE: The information supplied in our literature or given by our employees is based upon extensive experience and, together with that supplied by our agents or distributors, is given in good faith in order to help you. Our Company policy is one of continuous Research and Development; we therefore reserve the right to update this information at any time without prior notice. We also guarantee the consistent high quality of our products; however, as we have no control over site conditions or the execution of the work, we accept no liability for any loss or damage which may arise as a result thereof.

Country specific recommendations, depending on local standards, codes of practice, building regulations or industry guidelines, may affect specific installation recommendations.

Distributed by Indian offices

ARDEX ENDURA (INDIA) PRIVATE LIMITED

an ISO 9001:2015 & ISO 14001:2015 certified company
Corporate Office & Regd. Office: Unit No. 406 & 407,
"Brigade Rubix" No. 20, HMT Campus,
Yeshwanthpur Hobli, Bengaluru - 560013.
CIN No: U24233KA1997PTC022383 Tet: +91 80 66746500
Email: customercare@ardxendura.com
Website: www.ardxendura.com

Branches

• AHMEDABAD	079 26425310	• HUBBALLI	0836 2970505	• NAGPUR	+919822223743
• AURANGABAD	+918605445577	• HYDERABAD	040 48559455	• PATNA	+919934687909
• BENGALURU:	080 40912934	• INDORE	0731 4021148	• PUNE	+919028811555
• BHUBANESHWAR	0674 2578101	• JAIPUR	0141 2441893	• RAIPUR	0771 4038300
• CALICUT	0495 2740334	• KOLKATA	+919831071084	• SALEM	0427 2271454
• CHENNAI	044 42805544	• LUCKNOW	0522 4043251	• SHIVAMOGGA	+919880605770
• DELHI	011 26384711	• LUDHIANA	0161 2532170	• TRICHY	+919894766109
• ERNAKULAM	0484 2341044	• MANGALURU	0824 2442176	• TRIVANDRUM	0471 2598648
• GOA	0832 2750992	• MUMBAI	022 65133299	• VIJAYAWADA	+918688354587
• GUWAHATI	+917896002188	• MYSURU	0821 2570171	• VISAKAPATNAM	0891 6469499

